

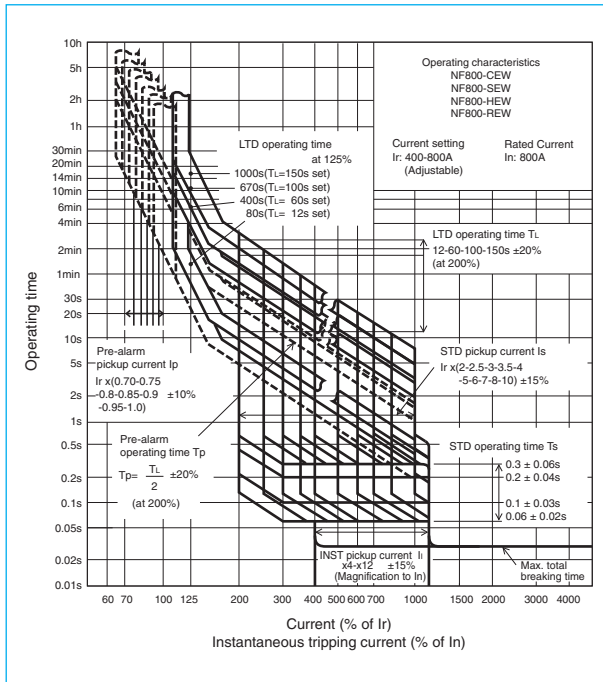
NF800-CEW NF800-SEW NF800-HEW NF800-REW



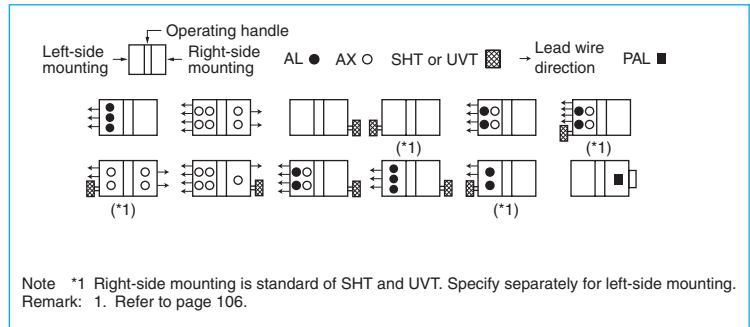
NF800-SEW

Model		NF800-CEW	NF800-SEW	NF800-HEW	NF800-REW		
Rated current In (A)		400-800 adjustable					
Number of poles		3	3 4	3 4	3		
Rated insulation voltage Ui (V)		690	690	690	690		
Rated short-circuit breaking capacity (kA)	IEC 60947-2 (Icu/lcs)	AC	690V	-	10/10	15/15	-
			500V	18/9	30/30	50/50	70/35
			440V	36/18	42/42	65/65	125/63
			400V	36/18	50/50	70/70	125/63
			230V	50/25	85/85	100/100	150/75
Standard attached parts (4-pole models are provided with auxiliary handle.)		Front connection		Mounting screw: M6x35 (4pcs) Insulating barrier: (3P: 2pcs, 4P: 3pcs)			
		Rear connection		Mounting screw: M6x40 (4pcs)			

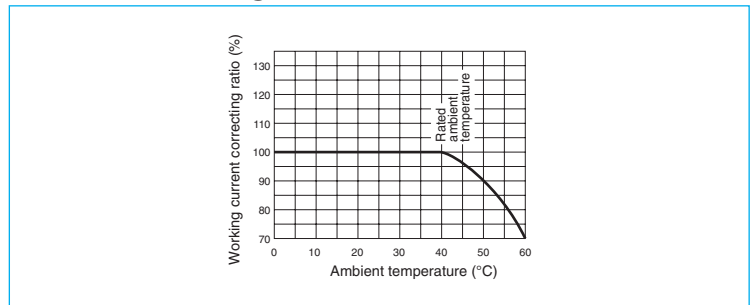
Operating Characteristics



Internal Accessories



Current Reducing Curve



External Accessories

Accessories		Type name	Reference page	Accessories		Type name	Reference page	
Operating handle	F	F-8S	119	Terminal cover	Large	TC-L 3P	TCL-8SW3	
	V	V-8S	121			TC-L 4P	TCL-8SW4	
Mechanical interlock	MI	3P	131		Skeleton	TTC	3P	TTC-8SW3
		4P					4P	TTC-8SW4
Auxiliary handle	HT	HT-4SW 130			Rear	BTC	3P	BTC-8SW3
							4P	BTC-8SW4
Handle lock device				HL		HL-4SW	129	
				HL-S		HLS-8SW		
Electrical operation device				NFM	3P	(*1)	135	
					4P			

Note *1 Specify the operation method and voltage. Order in combination with the breaker unit.

