NF1600-SEW

NF1600-SEW

Model				NF1600-SEW	
Rated current In (A)				Adjustable 800–1600	
Number of poles				3	4
Rated insulation voltage Ui (V)				690	
Rated short-circuit breaking capacity (kA)	IEC 60947-2 (Icu/Ics)	AC	690V	25/13	
			500V	65/33	
			440V	85/43	
			400V	85/43	
			230V	125/63	
Standard attached parts			Front connection	Mounting screw: M8 × 40 (4pcs) Insulating barrier: (3P: 2pcs, 4P: 3pcs) Auxiliary handle: (1pc)	
			Rear connection	Mounting screw: M8 × 40 (4pcs) Auxiliary handle: (1pc)	

Operating Characteristics

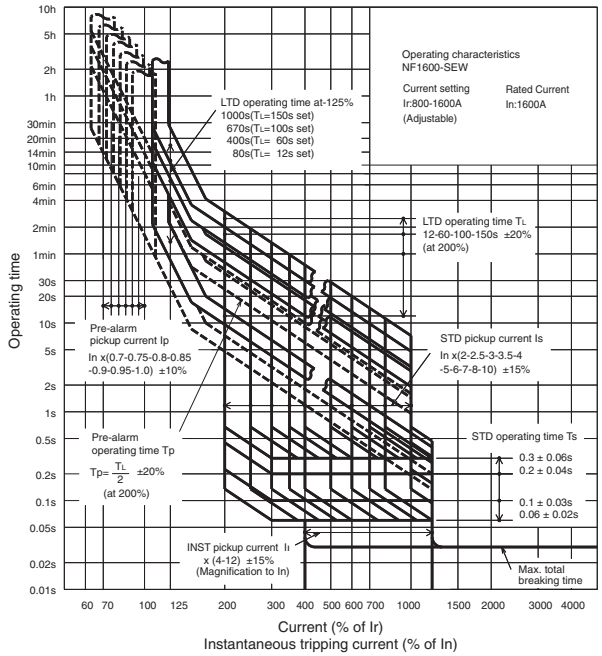

Internal Accessories

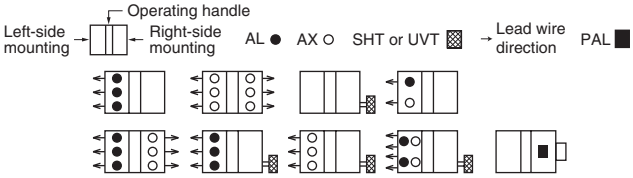

Remark: 1. Refer to page 106.

Current Reducing Curve

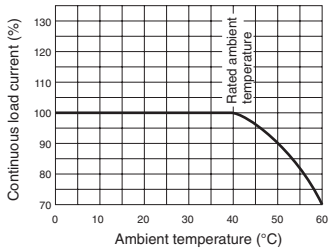

External Accessories

(An order for ☆ should be placed at the same time as an order of circuit breaker main body.)

Accessories			Type name	Reference page	Accessories			Type name	Reference page
Operating handle	F	3P	F10SW	119	Auxiliary handle	HT		HT-10SW	130
		4P	F10SW4P		Handle lock device	HL		HL (☆)	129
Mechanical interlock	MI	3P	MI-16SW3	131	Electrical operation device	NFM	3P	(*1)	135
		4P	MI-16SW4				4P		

Note *1 Specify the operation method and voltage. Order in combination with the breaker unit.

Outline Drawing

Front connection

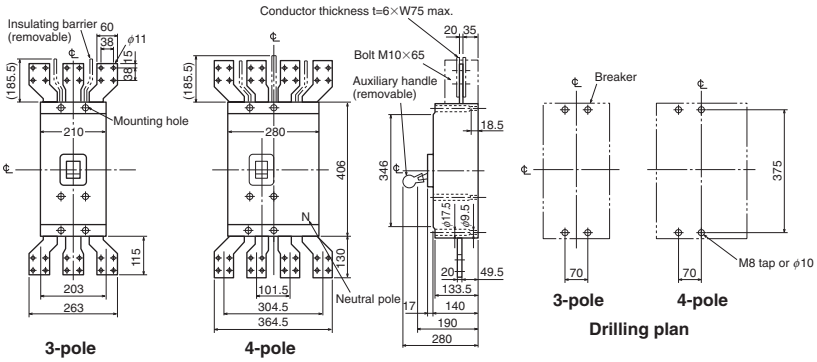

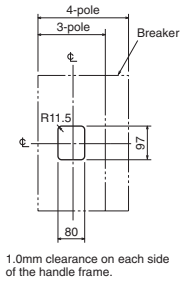

Front-panel cutout
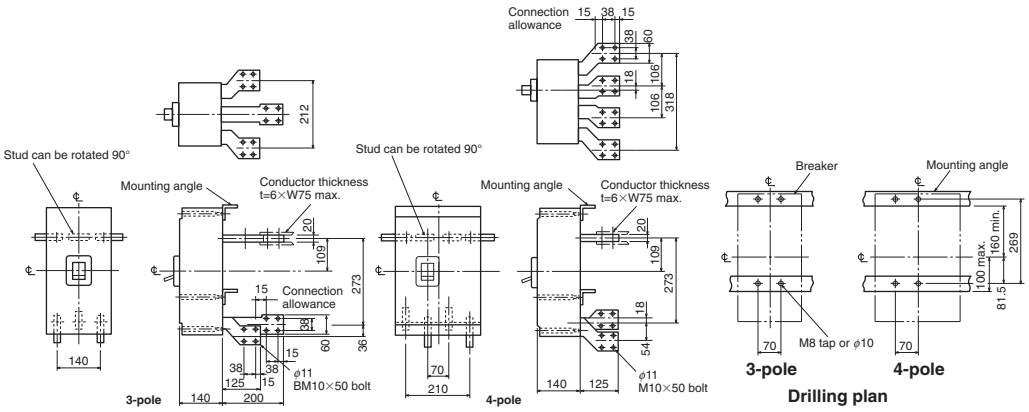
Rear connection